

# RealSense Depth Module D421

Datasheet  
v1.3



3D Vision in a Small Package

RealSense™ Depth Module D421 is our entry level stereo depth module designed to bring advanced depth-sensing technology to a wider audience at an affordable price point.

RealSense Depth Module D421 is the first all-in-one module integrating the D4 Vision Processor with the optical module on the same board. The RealSense vision processor D4 does all depth calculations onboard, making this a low power, platform-agnostic device.

Plug-and-play functionality and the integrated single board with the module and the D4 vision processor ensure easy setup and compatibility with popular development frameworks. RealSense Depth Module D421 is supported by the RealSense SDK 2.0 and compatible with a wide range of platforms and operating systems, including Windows, Linux, and Android.

D421 Features	D421 Specifications
Depth FOV (H × V)	75°±3° × 50°±3°
Depth Resolution	Up to 1280 × 720 (Global Shutter)
Baseline	50mm
Depth Frame Rate	Up to 60 frames per second
RGB	No
IR Projector	Yes
Inertial Measurement Unit	No
Filter	IR band pass filter
Recommended Range	0.2 m to over 2m (varies with lighting conditions and resolution)
Connection Type	USB-C
Dimensions (W x H x D) Module	95 x 32 x 10.2 mm
Use Environment	Indoor/Outdoor
Operating Ambient Temperature	0°C to 35°C

Property	Value
Product Name	RealSense™ Depth Module D421
Technology	Active Stereo
Product Code	82635DSD421
MMID	99CLKV
Code-Manufacture Configuration Code	N50469-110
Vendor ID / Device ID	8086 / 0x1155
Baseline	50mm
Left/Right Imagers Type	Global Shutter
Typical Power	1.6W
Depth FOV HD (16:9)	75° × 50° ±3
Connector	USB Peripheral Type-C
Dimensions (Length x Height x Depth )	95 x 32 x 10.5 mm
Storage (Ambient) not Powered	Short Exposure: -40°C - 70°C; Sustained, Controlled: 0°C - 50°C, Humidity Temperature/ RH: 40oC / 90%
Weight (Nominal)	37.5 gr



Module D421 Main Components

Dual IR Stereo Sensors

Vision Processor D4

IR Projector

USB Connector Type-C

D421 Streams

Format	Resolution	Frame Rate (FPS)
Z [16 bits] Depth	1280 x 720	6, 15, 30
	848 x 480	6, 15, 30, 60, 90
	640 x 480	6, 15, 30, 60, 90
	640 x 360	6, 15, 30, 60, 90
	480 x 270	6, 15, 30, 60, 90
Y8 [8 bits] Left & Right Imager	1280 x 720	6, 15, 30
	848 x 480	6, 15, 30, 60, 90
	640 x 480	6, 15, 30, 60, 90
	640 x 360	6, 15, 30, 60, 90
	480 x 270	6, 15, 30, 60, 90
Calibration [24 bits]	1280 x 800	15, 25
RealSense™ Self-Calibration	256 x 144	90

Compatible with SDK 2.0

RealSense Depth Module D421 is supported by the RealSense SDK 2.0 using Data Distribution Service (DDS), allowing ease of integration and backward compatibility to the RealSense product family.

RealSense SDK 2.0

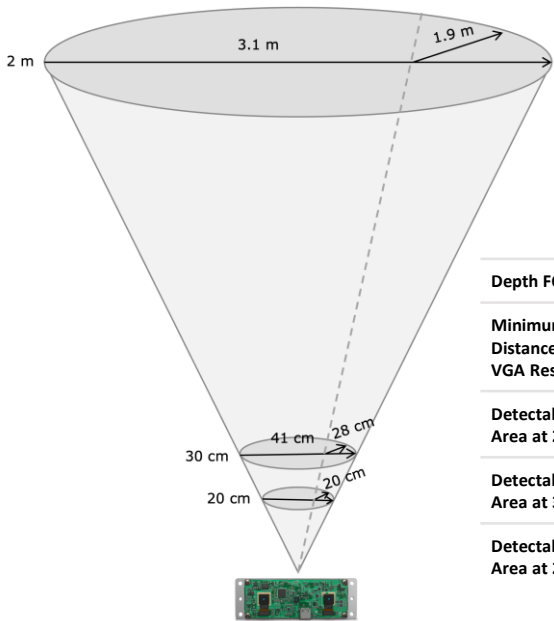
Open-source cross-platform library for all RealSense cameras and modules  
Download from github



Platforms



Effective Detectable Depth Area



Specification	
Depth FOV (H x V)	75° x 50°
Minimum Depth Distance (Min-Z) at VGA Resolution	~20 cm
Detectable Depth Area at 20cm	25.7 x 18.7 cm
Detectable Depth Area at 30cm	41.0 x 28.0 cm
Detectable Depth Area at 2m	301.9 x 186.5 cm

Programming Languages & Wrappers

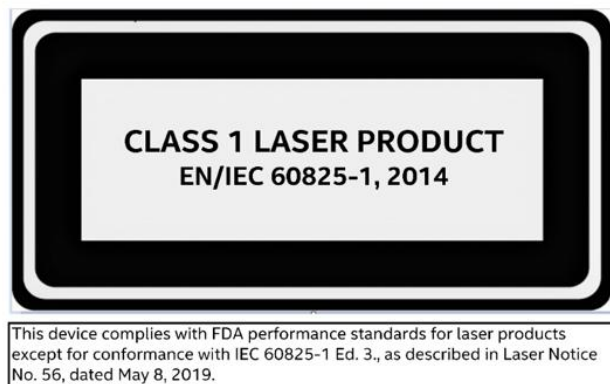


## Regulatory Compliance

This product is classified as a Class 1 Laser Product under the EN/IEC 60825-1, Edition 3 (2014) (2014) internationally.

This product complies with FDA performance standards for laser products except for conformance with IEC 60825-1 Ed. 3 as described in Laser Notice No. 56, dated May 8, 2019.

U.S. FDA accession number: 2412019



FCC Supplier's Declaration of  
Conformity - 47 CFR § 2.1077  
Compliance Information



Canada  
CAN ICES-3  
(B)/NMB-3(B)



## Ecology Compliance

Please refer to [realsenseai.com/regulatory-information/](https://realsenseai.com/regulatory-information/) for Material  
Material

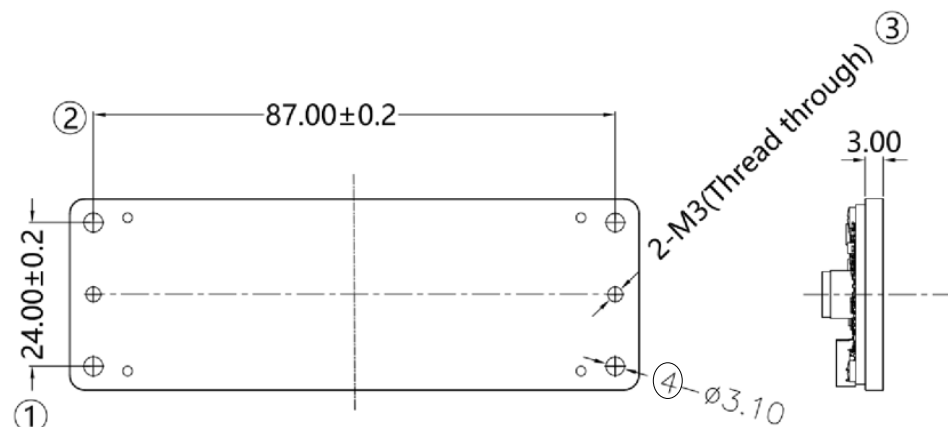
Declaration Data Sheets (MDDS).

RoHS 2.0, WEEE, Türkiye Cumhuriyeti: EEE Yönetmeliğine Uygundur  
Uygundur

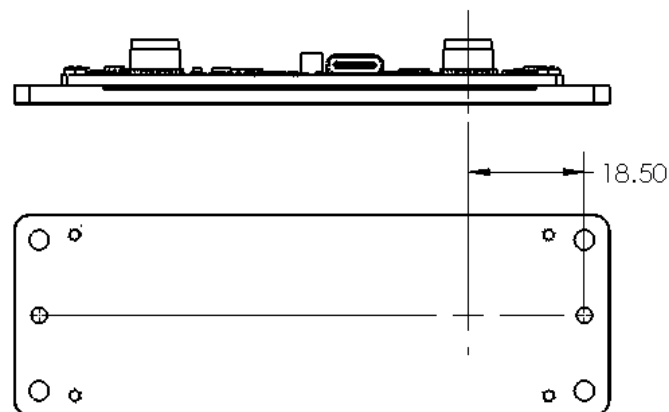


## D421 Screw Mounting/End Mounting

The stereo depth module incorporates screw holes for the module mounting. The module should be mounted on a large flat heat sink or a heat dissipating flat structure element. The module can be mounted either by the 2 threaded holes in the middle with M3 screws (#3 in the figure below) or the 4 corner non-threaded holes with nut fasteners (#4 in the figure below). The recommended torque should not exceed 5Kg\*cm. Ensure to calibrate the module using OEM calibration (check [link](#)). Please contact customer support for module assemble assistance.



The depth origin X-Y coordinates are the X-Y centre of the left imager.  
The Depth module D421 origin reference from the left centre hole to the left imager centre is 18.5mm.



## Depth Module D421 Specifications Additional Information



Learn More



[realsenseai.com](https://realsenseai.com)

Software, hardware, and system accuracy varies by use, configuration and other factors. See datasheets for details.

All product plans and roadmaps are subject to change without notice.

Statements in this document that refer to future plans or expectations are forward-looking statements. These statements are based on current expectations and involve many risks and uncertainties that could cause actual results to differ materially from those expressed or implied in such statements.

Results may vary based on future changes to any systems, components, specifications or configurations.

RealSense™ and the RealSense™ logo are trademarks of RealSense, Inc. in the U.S. and/or other countries. Other names and brands may be the trademarks or registered trademarks of third parties. INTEL® REALSENSE™, INTEL® and the INTEL® Logo are trademarks of Intel Corporation or its subsidiaries used under license. Certain Intel® RealSense™ products are sold by RealSense, Inc. under license from Intel Corporation.